


Suggested Activities

Sentence Parts

This activity allows students to go a step further in constructing super sentences. In this activity, they must pick sentence parts from the cans and place them in the correct order.

Teacher Preparation

1. Cover 5 one-pound coffee cans with labels: "describing words" (adjectives), "who or what?" (nouns), "did what?" (verbs), "where?," and "when?." Make your own labels or reproduce those on pages 42 and 43.
2. Make 5 to 10 cards for each category and place them in the corresponding cans. Use the suggestions below or choose phrases from the preceding lessons.



who or what?	did what?	where?	when?	describing words
My pet	hid	down the street	yesterday	tall
The bananas	wrote	at the circus	last Saturday	short
A pencil	made funny faces	over my house	just in time	fast
An alien ship	dug holes	all around	this morning	slow
A bat	flew away	on my head	while it was dark	yellow
Some children	looked	under an old log	every day	green
Police officers	tasted delicious	by a tree	all winter	old
Balloons	raced	behind the barn	long ago	new
Cats	waved at me	in my pocket	after the party	funny
A parrot	drew pictures	across the bridge	before school	tiny
Snowflakes	landed	at the table	after a long trip	gigantic
That pirate	were colorful	in a cave	when I came home	strange
Circus clowns	rolled	in the park	at 12:00	quick
My bicycle	hunted for something to eat	on a piece of paper	when the parade started	lacy
				hungry
				silly
				angry
				slippery

3. Model for students how to draw sentence parts from the cans, place the parts in the correct order, and copy the sentence onto writing paper. Provide paper on which students can illustrate their favorite sentence.

Note: Reproduce this activity for practice using adjectives.

Name: _____

The Watermelon

Write five words that describe a watermelon.

1. _____

2. _____

3. _____

4. _____

5. _____

Here are some more words you can use:

enormous


fragrant

tasty

ripe

heavy

juicy



Write a sentence about this watermelon. Use 2 or more describing words.

Note: Reproduce this activity for practice using adjectives.

Name: _____

The Garbage Can

Write five words that describe this garbage can.

1. _____
2. _____
3. _____
4. _____
5. _____

Here are some more words you can use:

grubby	disgusting
useful	battered
smelly	filthy



Write a sentence about this garbage can. Use 2 or more describing words.

Note: Reproduce this activity for practice using adjectives.

Name: _____

A Dragon

Write five words that describe a dragon.

1. _____

2. _____

3. _____

4. _____

5. _____

Here are some more words you can use:

huge


hungry

fierce

lonesome

bumpy

funny



Write a sentence about this dragon. Use 2 or more describing words.

Super Sentence Starter

What to Do

1. Brainstorm

Using students' suggestions, fill in one category of the Super Sentence Organizer at a time, beginning with describing words. You may wish to use the suggested words and phrases below.

2. Oral Sentences


Allow time for students to create many oral sentences using the words and phrases written on the organizer.

3. Write

Have students choose words or phrases from the brainstorming activity to write their own "super sentence" on the student activity page.

4. Proof and Correct Sentences

Travel the room to check students' progress. Have students read aloud their super sentences.



Super Sentence Organizer

	describing <i>(adjective)</i>	who or what? <i>(noun)</i>	did what? <i>(verb)</i>	where?	when?
A		pig	ate		


Suggested Words and Phrases

describing words	who or what?	did what?	where?	when?
chubby	piglet	gobbled its food	to the trough	many times each day
lovable	sow	scurried	in the mud	at twilight
famished	boar	wallowed	by the fence	before the farmer left
poky		grunted noisily	near the barn	at the fair
greedy		scratched	behind its ear	before it got up

Stretch a Sentence

WHO?

A cloud.




**DOING
WHAT?**

A cloud makes
rain drops.




WHEN?

This morning, a
cloud made rain
drops.




WHERE?

This morning, a
cloud made
raindrops at
my house.



WHY?


This morning, a
cloud made
raindrops at my
house because
there was a
thunderstorm.



Name: _____

Super Sentence Starter

Pig



Write one super sentence.
Describe who or what did what, where, and when.

Super Sentence Organizer

Level 1	describing	who or what?	did what?

Level 2	describing <i>(adjective)</i>	who or what? <i>(noun)</i>	did what? <i>(verb)</i>	where?	when?


Super Sentence Organizer

Level 1	describing	who or what?	did what?

Level 2	describing <i>(adjective)</i>	who or what? <i>(noun)</i>	did what? <i>(verb)</i>	where?	when?

Name: _____

The Robot



How many super sentences can you write about the robot?

Illustrate one sentence on the back of this paper.

Super Sentence Organizer

Level 1	describing	who or what?	did what?

Level 2	describing <i>(adjective)</i>	who or what? <i>(noun)</i>	did what? <i>(verb)</i>	where?	when?

Name: _____

That Witch



Write one super sentence.
Describe who did what, where, and when.


Super Sentence Organizer

Level 1	describing	who or what?	did what?

Level 2	describing <i>(adjective)</i>	who or what? <i>(noun)</i>	did what? <i>(verb)</i>	where?	when?

Name: _____

The Pizza



Write one super sentence.

Describe who or what did what, where, and when.

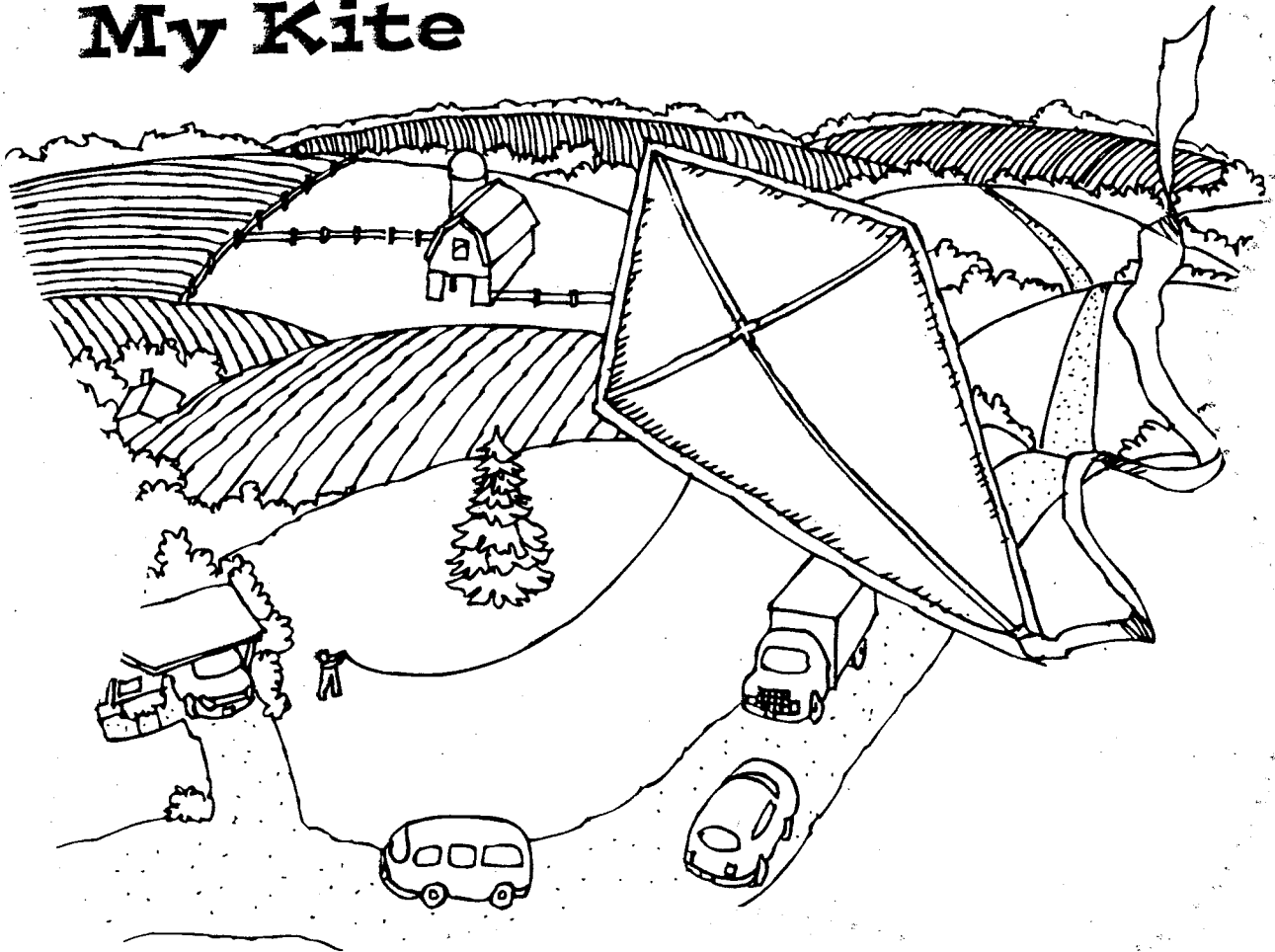
Super Sentence Organizer

Level 1	describing	who or what?	did what?

Level 2	describing <i>(adjective)</i>	who or what? <i>(noun)</i>	did what? <i>(verb)</i>	where?	when?

Name: _____

My Kite



Write one super sentence.
Describe who or what did what, where, and when.

Super Sentence Organizer

Level 1	describing	who or what?	did what?

Level 2	describing <i>(adjective)</i>	who or what? <i>(noun)</i>	did what? <i>(verb)</i>	where?	when?


Suggested Activities

Sentences in a Bag

Students choose one sentence from the bag and rewrite it as a super sentence by adding adjectives and "where/when" phrases.

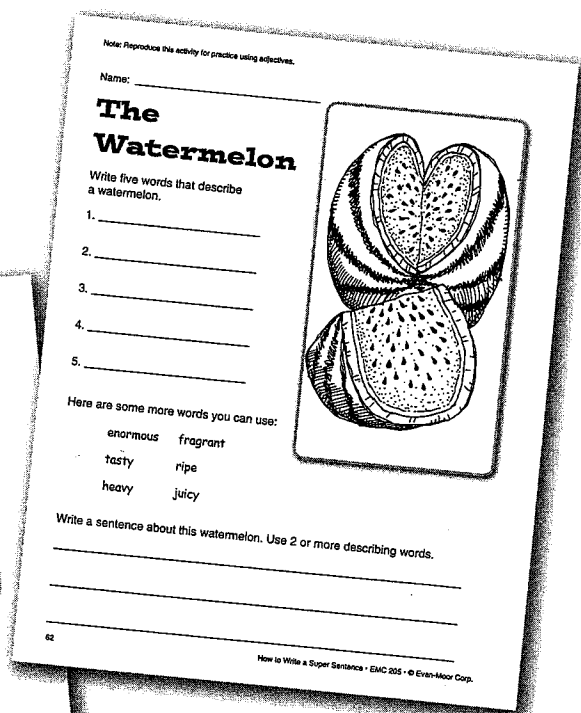
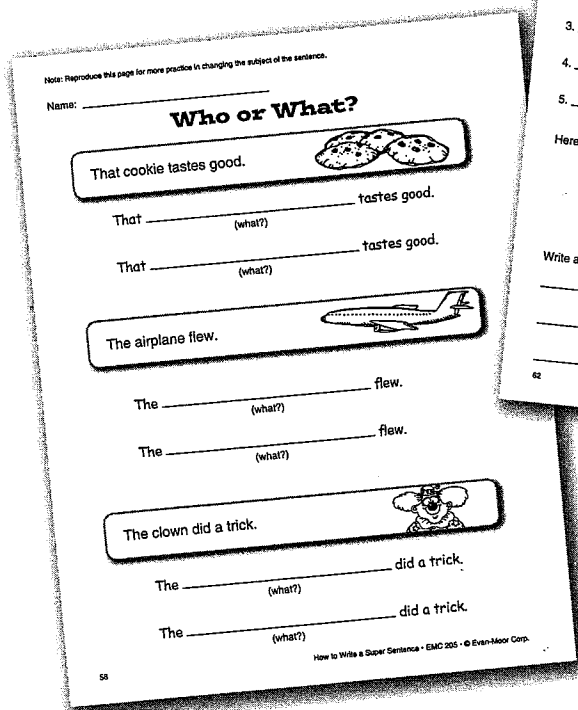
Teacher Preparation


1. Reproduce the simple sentences on pages 53–55.
2. Glue them to construction paper, laminate, and cut apart.
3. Place the sentences in a paper bag.
4. Model for students how to draw a simple sentence from the bag, add adjectives and "where/when" phrases, and then copy the super sentences onto writing paper.



Practice Worksheets


Pages 56–62 are reproducible pages to practice adding various sentence elements. Change the worksheet provided in the writing center each week to maintain student interest.






An apple fell.

© Evan-Moor Corp. • EMC 205




Caterpillars eat.

© Evan-Moor Corp. • EMC 205




A bunny hopped.

© Evan-Moor Corp. • EMC 205




Rain falls.

© Evan-Moor Corp. • EMC 205




Flowers grow.

© Evan-Moor Corp. • EMC 205




That rooster crowed.

© Evan-Moor Corp. • EMC 205



Many bats flew.

© Evan-Moor Corp. • EMC 205



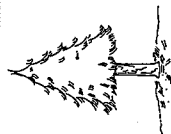
A turkey gobbled.

© Evan-Moor Corp. • EMC 205



The reindeer pranced.

© Evan-Moor Corp. • EMC 205



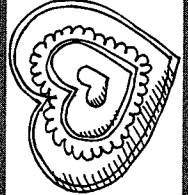
A pine tree grew.

© Evan-Moor Corp. • EMC 205



The groundhog dug.


© Evan-Moor Corp. • EMC 205



The children made valentines.


© Evan-Moor Corp. • EMC 205






Frogs croak.

© Evan-Moor Corp. • EMC 205




The sun is shining.

© Evan-Moor Corp. • EMC 205



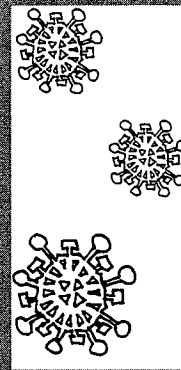
Her boat floated.

© Evan-Moor Corp. • EMC 205



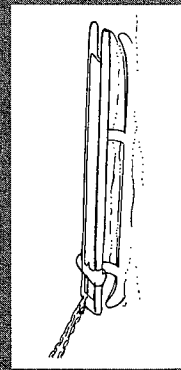
My balloon popped.

© Evan-Moor Corp. • EMC 205



Snow fell.

© Evan-Moor Corp. • EMC 205



His sled moves.

© Evan-Moor Corp. • EMC 205

